

BECOME A COST EXTERNAL EXPERT






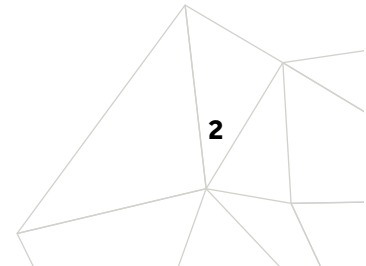
As an external expert

As a COST Expert,
you will have the opportunity to

Contribute to the
evaluation of COST Open
Call proposals



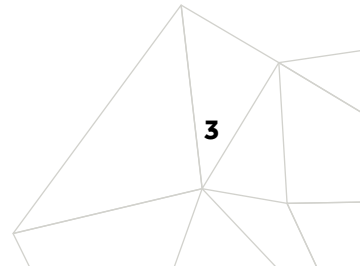
Participate in the
assessment of Action
results and outcomes





How to become an external expert

1. A COST external expert must not necessarily belong to an academic institution. However, a university degree and considerable experience in the specific area(s) are required.
2. Experts coming from non-COST countries are also welcome.
3. To express interest, create or update your e-COST profile at <https://e-services.cost.eu/>





Updating your e-COST profile

1. Visit the *COST Expert* section on your profile

The screenshot shows the e-COST website interface. On the left is a navigation menu with 'Open Call', 'COST Actions', 'Statistics', and 'Centralised Management'. The main content area is titled 'e-COST The online platform of COST Association' and features an 'Agenda' section with a list of meetings. On the right is a 'Profile' section with a green header. Under the 'Profile' section, there are three items: 'Apply for a Grant', 'ORCID encoded' (with a green checkmark), and 'Affiliation encoded' (with a green checkmark). Below these is the 'Become a COST Expert' option, which is highlighted with a red arrow. At the bottom of the profile section is a 'Roles' section with a brown header.

Meeting	Event	Location	Status	Actions
CA1117	IMMIDARKN 1's 3rd Annual Conference	Lisbon - Portugal	Accepted	Face to face, Consult
1507157	WG3 CASE STUDY MONITORING		Declined	Online, Consult
CA1310	Cyanobacterial Biocorrosion: state of the art on hydrogen peroxide and other in-lab measures to control cyanobacteria	Amsterdam - Netherlands	Declined	Face to face, Consult
CA21101	Management Committee meeting - 6		Accepted	Online, Consult
CA21101	WG4 leadership Workshop-brainstorming	Nicosia - Cyprus	Declined	Face to face, Consult
1507157	Clara Group meeting	Zagreb - Croatia	Declined	Hybrid, Consult
1507157	Management Committee meeting 7			



Updating your e-COST profile

1. Visit the *COST Expert* section on your profile
2. Verify that all your *Core* and *Other Expertise* are listed

Your Expertise

In this section you can provide details on your current expertise. General information on the research area classification used can be found on this page.

Core Expertise

Science Field: Medical engineering
Research Area: Robotics for medical applications (medical engineering)

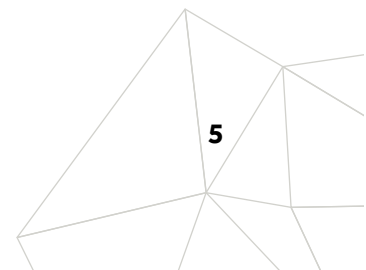
Other Expertise

Science Field: Other engineering and technologies
Research Area: Biomedical and rehabilitation engineering - rehabilitation robotics
Level of Confidence: High (extensive and up-to-date knowledge)

Add Expertise

I agree to be included in the COST Expert database and to be contacted by the COST Association to contribute to the evaluation and any other scientific activities related to COST (*).

I You can be invited to either take part (1) in the Open Call evaluation as an external expert; (2) in Open Call as review panel member; (3) in the monitoring of COST Actions.





Updating your e-COST profile

1. Visit the *COST Expert* section on your profile
2. Verify that all your *Core* and *Other Expertise* are listed
3. Mark your availability to be included in the COST Expert database and save your profile



Updating your e-COST profile

1. Visit the *COST Expert* section on your profile
2. Verify that all your *Core* and *Other Expertise* are listed
3. Mark your availability to be included in the COST Expert database and save your profile
4. If available add:
 - ORCID ID
 - professional web page(s)
 - Curriculum Vitae

