

Belgium

Since 1971

Representing institution:

Belgian Science Policy Office

RUNNING ACTIONS LED BY BELGIUM

Examples of chaired and vice chaired Actions

▶ *the arrow icon is a clickable link to each Action*

- ▶ Maximising impact of multidisciplinary research in early diagnosis of neonatal brain injury
- ▶ European network for the mechanics of matter at the nano-scale
- ▶ Interception of oral cancer development
- ▶ Transnational family dynamics in Europe
- ▶ Advanced composites under high strain rates loading: a route to certification-by-analysis
- ▶ European network for innovative woody plant cloning
- ▶ European network on livestock phenomics
- ▶ Supramolecular luminescent chemosensors for environmental security
- ▶ Computational techniques for tabletop games heritage
- ▶ Cyber-physical systems and digital twins for the decarbonisation of energy-intensive industries

TESTIMONIAL

“ *The collaboration has broadened our horizons, helping us learn about and contribute to subjects and disciplines we don't have experience in, while sharing our knowledge with others.* ”

Dr Quentin Groom
Botanic Garden Meise, Belgium

SUCCESS STORY



▶ Exploring the oceans with the European Tracking Network

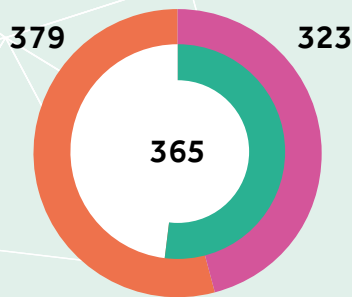
The Action ETN, chaired by Dr Jan Reubens of the Flanders Marine Institute, Oostende.

BUDGET RECEIVED

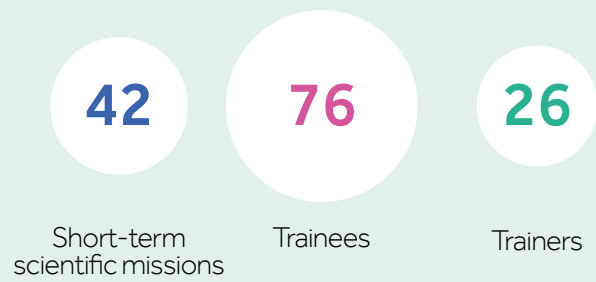
709,252.40 €

INDIVIDUAL PARTICIPATION IN ALL ACTION ACTIVITIES

● Women ● Men ● Young researchers



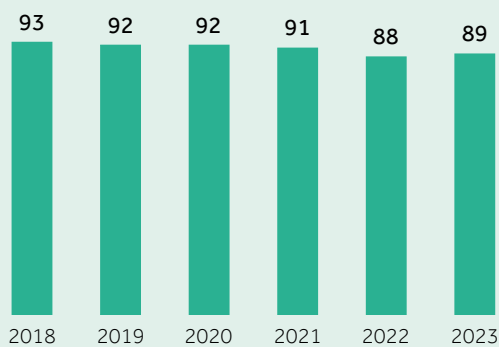
PARTICIPATION IN NETWORKING ACTIVITIES



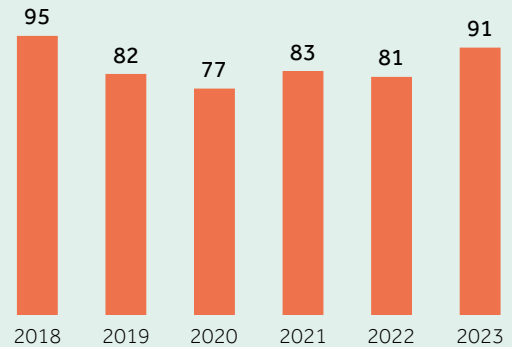
NETWORKING ACTIVITIES IN BELGIUM



COUNTRY REPRESENTATION IN COST ACTIONS (%)

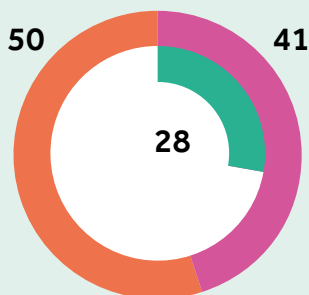


LEADERSHIP POSITIONS IN COST ACTIONS



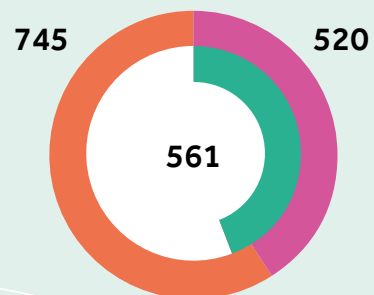
A CLOSE LOOK AT LEADERSHIP POSITIONS

● Women ● Men ● Young researchers



WORKING GROUP MEMBERS

● Women ● Men ● Young researchers



More info by clicking on this link:
www.cost.eu/belgium

Statistical data refers to 2023